







Answer these facts.

 76 -42 <hr/> 34	 64 -14 <hr/> 50	 78 -24 <hr/> 54	 85 -33 <hr/> 52	 73 -32 <hr/> 41	 86 -60 <hr/> 26
---	---	---	---	---	---

Speed
Drill
#61

Write the numbers that come before and after when you count by 2's.

<u>22</u> 24 <u>26</u>	<u>90</u> 92 <u>94</u>
<u>58</u> 60 <u>62</u>	<u>52</u> 54 <u>56</u>
<u>16</u> 18 <u>20</u>	<u>30</u> 32 <u>34</u>
<u>44</u> 46 <u>48</u>	<u>76</u> 78 <u>80</u>

Speed Drill Answers

3 5 10 9 4 8 6
10 3 5 10 9 4 8
7 10 3 5 10 9 4

Blacklines

Number Facts (-) #55

Number Facts (+ -) #56

Fact Houses #40

Form C (Class Time)

Money #20

Before and After #16

Circle more.

<u>249</u> 234	<u>248</u> 247	245 <u>246</u>	223 <u>233</u>
<u>217</u> 207	221 <u>231</u>	<u>239</u> 235	<u>209</u> 208

8. Do Speed Drill #61.
9. Assign Lesson 148.

After Class

1. Drill individuals with Subtraction Families 8 and 9 flash cards.
2. Drill the square, circle, and triangle Shape cards.
 - a. Name things that are the shape of a square. Ice cube, toy blocks, hot pad, stamp . . .
 - b. Name things that are the shape of a circle. Sun, ball, doughnut, coin, orange . . .
 - c. Name things that are the shape of a triangle. Pine tree, leaf, cat's ear, music note *do* . . .
3. Chalkboard Drill: Write 232. Circle the numeral in ones' place. Write 241. Circle the numeral in hundreds' place. Continue with
 - 208 . . . ones' place
 - 214 . . . ones' place
 - 222 . . . tens' place
 - 239 . . . hundreds' place
 - 193 . . . ones' place
 - 185 . . . tens' place