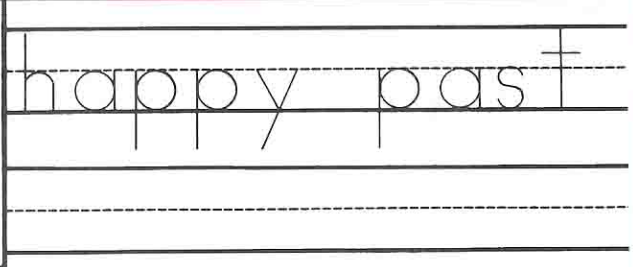
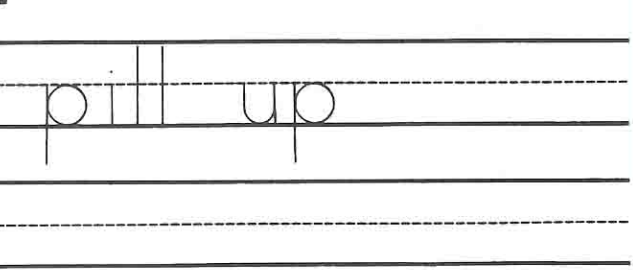
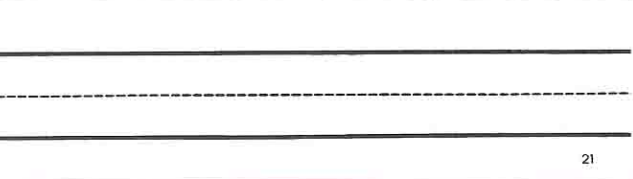


Lesson 60

Using the Letters p and q in Words

<p>Lesson 60</p> <p>Using the Letters p and q in Words</p>	
	
	

21

Aim of the Lesson

To help the children understand how the letters *p* and *q* are placed when written in a word context; to teach how these letters are spaced in relation to other letters or words.

Directions

The words in rows one and three should be copied in rows two and four. In row five, the word *pet* should be copied twice, with accurate word and letter spacing.